

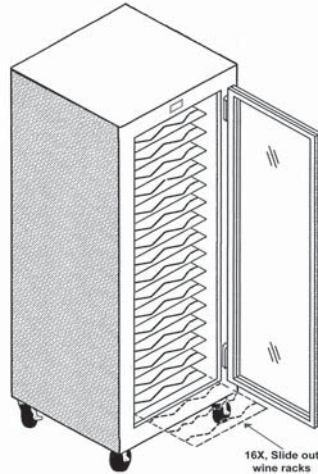
Project _____

Dealer _____

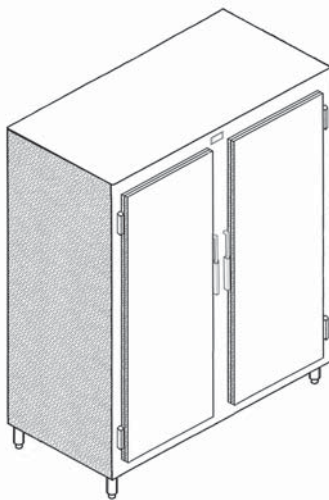
Item # _____ Quantity _____

model shown:
NBRHUW-R1-24-GD-RH-CST

optional glass doors,
right hinged & casters



16X, Slide out
wine racks
(96 Bottles)

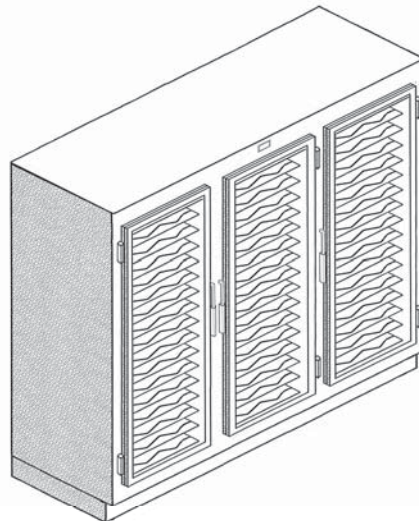


model shown:
NBRHUW-R2-48-SSD-T48-(LHRH)-RL

optional stainless steel doors,
white wine temp. converted,
left & right hinged w/ removable legs

model shown:
NBRHUW-R3-72-GD-CU

optional glass doors,
& stainless steel curb



NOMENCLATURE

NBRHUW-R - - -T - () - (other options)

sizes:

- 1 - 24 = 1 door 24"
- 2 - 48 = 2 door 48"
- 3 - 72 = 2 door 72"

temperature:
48°, 58°, 68°

door type:
BD - black vinyl clad doors
(includes sides)
SSD - stainless doors
GD - glass doors
FLD - field laminate doors

hinge location:
(from left to right)
LH - left hinge
RH - right hinge

MODELS

model #	length
<input type="checkbox"/> NBRHUW-R1-24.....	24"
<input type="checkbox"/> NBRHUW-R2-48.....	48"
<input type="checkbox"/> NBRHUW-R3-72.....	72"

STANDARD FEATURES

- 18 gauge 304 stainless
- Door Locks
- Lights
- 16X Wine Racks
- Galvanized subtop & sides
- Foam in place insulation
- Epoxy coated evaporator coil
(refrigeration components field installed)
- Compressor / condensing unit
- Digital Temperature Control
- Condensate heated evaporator pan
- Louvered access panel
- Standard operating temperature of 48° - 68° F

OPTIONAL FEATURES

model #	description
<input type="checkbox"/> SSD	s/s doors
<input type="checkbox"/> GD	glass doors
<input type="checkbox"/> BD	black vinyl doors
<input type="checkbox"/> SSS	s/s sides (left & right)
<input type="checkbox"/> TXR22	R22 TEX valve
<input type="checkbox"/> TX404	404A TEX valve
<input type="checkbox"/> SV	solenoid valve
<input type="checkbox"/> PPW (incl. TEX & solenoid valve).....	pre-piped & wired
<input type="checkbox"/> PPT (incl. only TEX valve).....	pre-piped & wired TX
<input type="checkbox"/> T48	48° F (white wine)
<input type="checkbox"/> T58	58° F (red wine)
<input type="checkbox"/> T68	68° F (red wine storage)
<input type="checkbox"/> CST	casters
<input type="checkbox"/> CU	6" high stainless curb
<input type="checkbox"/> M	modified size

*see options section for more details

SPECIFICATION

ELECTRICAL:

115volts, 60 Hz, 1 phase AC.
AMP: 5A MAX (on all Remote units)

REFRIGERATION:

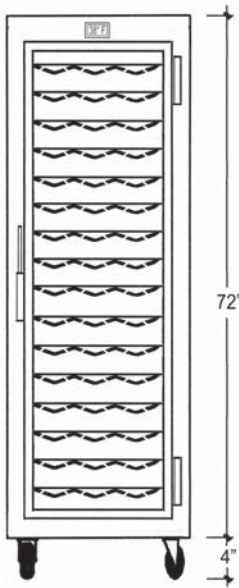
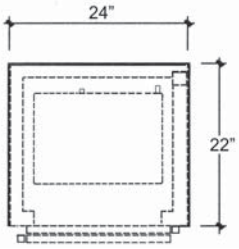
R22, Adjustable digital temperature control



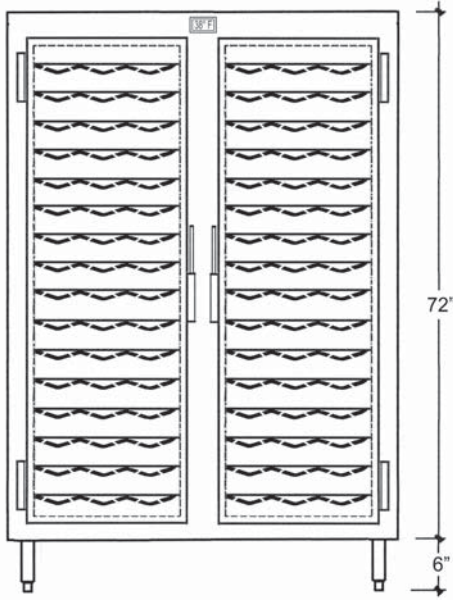
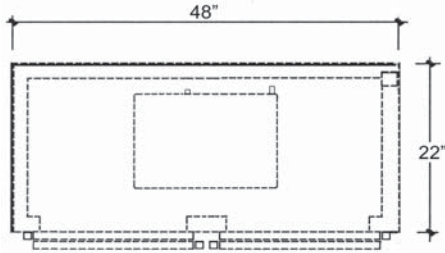


REMOTE UPRIGHT WINE REFRIGERATORS

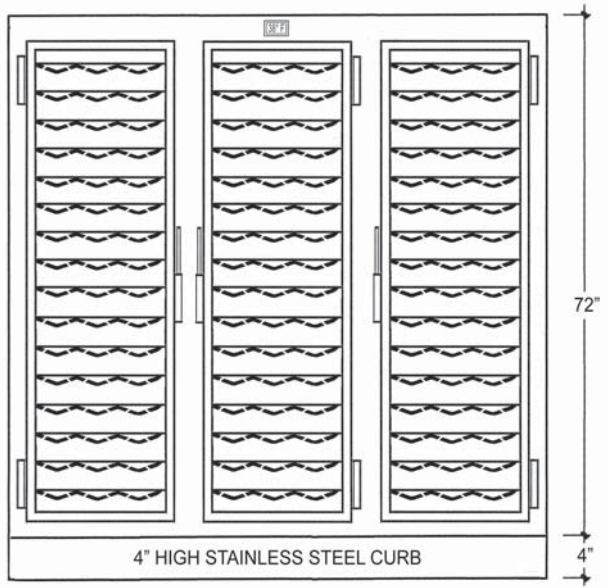
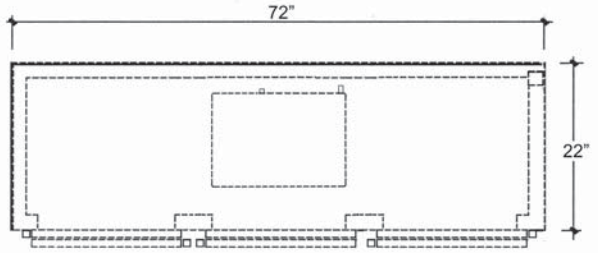
model shown:
NBRHUW-R1-24-GD-RH-CST



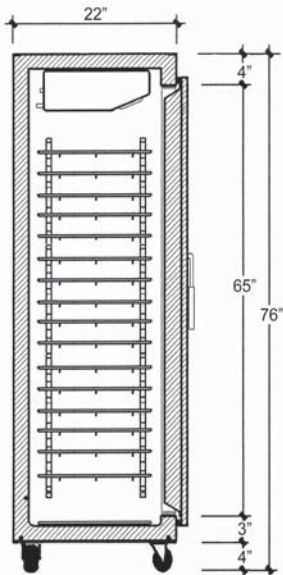
model shown:
NBRHUW-R2-48-SSD-RL6



model shown:
NBRHUW-R3-72-GD-CU



model shown:
NBRHUW-R1-24-SSD-RH-CST



TECHNICAL DATA

model #	length	shipping weight (lbs.)	no. of doors	*btu/hr.
NBRHUW-R1-24	24"	375	1	1300
NBRHUW-R2-48	48"	500	2	2300
NBRHUW-R3-72	72"	625	3	3000

*add additional 300 btu/hr for each glass door

SECTION

NATIONAL BAR SYSTEMS

Phone: (714) 848-1688

16571 Burke Lane Huntington Beach, CA 92647

Fax: (714) 848-2788

Website: www.nbsmfg.com